





Club Health Assessment for District 1 BK through November 2025

|  | | | Status | Membership | | | | | Reports | | | | | Finance | | LCIF |
|--|-------------|--------------|-------------------------------------|-------------------------|-------------------|---------------------|---------------------|-------------------------|---------------------------------------|--------------------------------|--------------------------------|---------------------------------|-------------------|--------------------------------------|-----------------|---------------|
| Club Number | Club Name | Charter Date | Times in Status Quo in Past 2 Years | Current Member Count ** | YTD Members Added | YTD Members Dropped | YTD Net Growth% *** | Member Count 1 Year Ago | Dropped Members Avg.Length of Service | Months Since Membership Update | Current Officers Reported **** | Current President Repeated Term | VP Reported ***** | Last Date Reported Service (mm/yyyy) | Account Balance | YTD Donations |
| Clubs more than two years old | | | | | | | | | | | | | | | | |
| 96 | ASHKUM | 05/11/1965 | Active | 35 | 0 | 0 | 0.00% | 38 | | 9 | Y | 2 | N | 07/2022 | | |
| 40403 | BEECHER | 10/26/1981 | Active | 43 | 10 | 0 | 30.30% | 26 | | 0 | Y | 4 | | 11/2025 | | \$200.00 |
| Exc Award (06/30/2018, 06/30/2025) | | | | | | | | | | | | | | | | |
| 577 | BELLFLOWER | 06/27/1958 | Active | 23 | 0 | 0 | 0.00% | 23 | | 17 | N | None | | 03/2024 | | |
| 98 | BOLINGBROOK | 11/03/1966 | Active | 60 | 2 | 7 | -7.69% | 65 | 13 | 0 | Y | | R | 11/2025 | | |
| Exc Award (06/30/2018, 06/30/2022) | | | | | | | | | | | | | | | | |
| 99 | BONFIELD | 06/28/1967 | Active | 30 | 3 | 0 | 11.11% | 26 | | 2 | Y | 3 | | 10/2025 | 90+ Days | \$100.00 |
| 100 | BRADLEY | 09/10/1946 | Active | 31 | 3 | 1 | 6.90% | 30 | 3 | 1 | Y | | N | 11/2025 | | |
| 101 | BRAIDWOOD | 02/24/1969 | Active | 26 | 2 | 0 | 8.33% | 26 | | 0 | Y | 3 | R | 11/2025 | | \$100.00 |
| 102 | BUCKLEY | 10/18/1955 | Active | 22 | 1 | 2 | -4.35% | 23 | 3 | 1 | Y | | N | 10/2025 | | |
| 103 | CHANNAHON | 01/22/1969 | Active | 14 | 0 | 1 | -6.67% | 13 | 10 | 2 | Y | 4 | R | 05/2025 | | |
| Exc Award (06/30/2016) | | | | | | | | | | | | | | | | |
| 104 | CHEBANSE | 05/20/1955 | Active | 19 | 2 | 0 | 11.76% | 16 | | 3 | Y | | N | 08/2025 | | |
| 583 | COAL CITY | 01/13/1949 | Active | 19 | 0 | 0 | 0.00% | 20 | | 4 | Y | 6 | | 09/2024 | | |
| 584 | CORNELL | 05/05/1972 | Active | 31 | 0 | 0 | 0.00% | 30 | | 5 | Y | | N | 07/2025 | | |
| 106 | CREST HILL | 09/27/1962 | Active | 30 | 1 | 2 | -3.23% | 27 | 4 | 0 | Y | | R | 09/2019 | | \$1,000.00 |
| 107 | CRETE | 12/07/1939 | Active | 47 | 0 | 0 | 0.00% | 40 | | 3 | Y | 3 | | 10/2025 | | |
| Exc Award (06/30/2021) | | | | | | | | | | | | | | | | |
| 585 | DANVERS | 04/10/1958 | Active | 48 | 0 | 0 | 0.00% | 47 | | 5 | N | None | | 05/2023 | | |
| 586 | DWIGHT | 12/23/1947 | Active(1) | 29 | 0 | 1 | -3.33% | 32 | 57 | 1 | Y | 2 | | 10/2025 | | |
| 587 | EARLVILLE | 09/27/1955 | Active | 35 | 2 | 1 | 2.94% | 35 | 3 | 4 | Y | 2 | N | 07/2025 | 90+ Days | |
| 588 | FAIRBURY | 10/10/1956 | Active | 17 | 0 | 1 | -5.56% | 18 | 23 | 0 | Y | 2 | N | 10/2025 | | \$2,150.00 |
| 589 | FLANAGAN | 03/04/1960 | Active | 12 | 0 | 0 | 0.00% | 12 | | 17 | Y | 8 | | 04/2025 | | |
| 111 | FRANKFORT | 12/28/1940 | Active | 78 | 3 | 1 | 2.63% | 72 | 4 | 0 | Y | 2 | R | 11/2025 | | \$4,050.00 |
| Exc Award (06/30/2018, 06/30/2019, 06/30/2022) | | | | | | | | | | | | | | | | |
| 591 | GARDNER | 11/09/1948 | Active | 9 | 0 | 1 | -10.00% | 10 | 13 | 1 | Y | | R | 07/2022 | | |
| 592 | GIBSON CITY | 04/12/1922 | Active | 50 | 1 | 0 | 2.04% | 45 | | 1 | Y | | N | 10/2025 | | |
| 115 | HERSCHER | 04/29/1965 | Active | 30 | 3 | 0 | 11.11% | 26 | | 0 | Y | 7 | R | 11/2025 | | |




Club Health Assessment for District 1 BK through November 2025

|  | | | Status | Membership | | | | | Reports | | | | | Finance | LCIF | |
|--|-------------|--------------|-------------------------------------|-------------------------|-------------------|---------------------|---------------------|-------------------------|---------------------------------------|--------------------------------|--------------------------------|---------------------------------|-------------------|--------------------------------------|-----------------|---------------|
| Club Number | Club Name | Charter Date | Times in Status Quo in Past 2 Years | Current Member Count ** | YTD Members Added | YTD Members Dropped | YTD Net Growth% *** | Member Count 1 Year Ago | Dropped Members Avg.Length of Service | Months Since Membership Update | Current Officers Reported **** | Current President Repeated Term | VP Reported ***** | Last Date Reported Service (mm/yyyy) | Account Balance | YTD Donations |
| 594 | HUDSON | 04/13/1964 | Active | 19 | 0 | 0 | 0.00% | 20 | | 11 | N | None | | 07/2021 | 90+ Days | \$200.00 |
| Exc Award (06/30/2017, 06/30/2018) | | | | | | | | | | | | | | | | |
| 117 | JOLIET NOON | 01/19/1921 | Active | 37 | 2 | 0 | 5.71% | 33 | | 1 | Y | | | 11/2025 | | |
| Exc Award (06/30/2024) | | | | | | | | | | | | | | | | |
| 30089 | LA MOILLE | 01/09/1975 | Active | 35 | 0 | 0 | 0.00% | 30 | | 5 | N | | N | | | |
| 597 | LELAND | 10/23/1956 | Active | 14 | 0 | 1 | -6.67% | 14 | 11 | 0 | Y | 2 | N | 08/2025 | | |
| 120 | LEMONT | 06/07/1962 | Active | 105 | 5 | 1 | 3.96% | 101 | 22 | 0 | Y | | N | 11/2025 | | |
| Exc Award (06/30/2016, 06/30/2018, 06/30/2021, 06/30/2023, 06/30/2024) | | | | | | | | | | | | | | | | |
| 122 | LOCKPORT | 04/27/1939 | Active | 23 | 1 | 4 | -11.54% | 26 | 17 | 1 | Y | | IP | | | |
| 598 | LONG POINT | 04/12/1966 | Active | 9 | 0 | 0 | 0.00% | 9 | | 34 | N | None | | | | |
| 41441 | MALDEN | 06/21/1982 | Active | 26 | 0 | 1 | -3.70% | 27 | 28 | 2 | N | | | 05/2025 | \$1,000.00 | |
| Exc Award (06/30/2023) | | | | | | | | | | | | | | | | |
| 599 | MARSEILLES | 01/31/1956 | Active | 82 | 1 | 0 | 1.23% | 93 | | 4 | Y | | N | 07/2023 | | |
| Exc Award (06/30/2016) | | | | | | | | | | | | | | | | |
| 125 | MARTINTON | 10/23/1957 | Active | 13 | 0 | 0 | 0.00% | 13 | | 34 | N | None | | | | |
| 601 | MENDOTA | 11/15/1938 | Active | 54 | 1 | 0 | 1.89% | 52 | | 4 | Y | 2 | R | 09/2025 | | |
| 126 | MILFORD | 12/04/1951 | Active(1) | 10 | 0 | 0 | 0.00% | 9 | | 6 | Y | 11 | | 04/2021 | | |
| 602 | MINOOKA | 11/30/1955 | Active | 96 | 3 | 0 | 3.23% | 96 | | 1 | Y | | N | 08/2024 | | |
| 127 | MOKENA | 11/05/1952 | Active | 53 | 1 | 0 | 1.92% | 52 | | 0 | Y | 2 | N | 08/2024 | | |
| Exc Award (06/30/2016) | | | | | | | | | | | | | | | | |
| 603 | MORRIS | 03/31/1938 | Active | 35 | 2 | 0 | 6.06% | 36 | | 0 | Y | | N | 09/2025 | \$2,000.00 | |
| Exc Award (06/30/2016, 06/30/2018) | | | | | | | | | | | | | | | | |
| 129 | NEW LENOX | 08/25/1948 | Active | 31 | 0 | 0 | 0.00% | 30 | | 6 | Y | 2 | N | 10/2025 | | |
| 604 | NORMAL | 06/22/1965 | Active | 16 | 1 | 4 | -15.79% | 19 | 34 | 0 | Y | 3 | R | 11/2025 | | |
| Exc Award (06/30/2020) | | | | | | | | | | | | | | | | |
| 130 | ONARGA | 02/12/1931 | Active | 26 | 0 | 2 | -7.14% | 30 | 6 | 1 | Y | | N | 11/2025 | | |
| Exc Award (06/30/2023, 06/30/2024) | | | | | | | | | | | | | | | | |
| 606 | OSWEGO | 01/13/1948 | Active | 9 | 0 | 0 | 0.00% | 9 | | 7 | Y | 6 | | 10/2019 | | |
| Exc Award (06/30/2018) | | | | | | | | | | | | | | | | |
| 607 | OTTAWA | 09/25/1936 | Active | 19 | 1 | 0 | 5.56% | 20 | | 2 | Y | 8 | | 03/2019 | | |
| Exc Award (06/30/2016) | | | | | | | | | | | | | | | | |



Club Health Assessment for District 1 BK through November 2025

|  | | | Status | Membership | | | | | | Reports | | | | Finance | LCIF | |
|--|----------------------|--------------|-------------------------------------|-------------------------|-------------------|---------------------|-------------------|-------------------------|---------------------------------------|--------------------------------|--------------------------------|---------------------------------|-------------------|--------------------------------------|-----------------|---------------|
| Club Number | Club Name | Charter Date | Times in Status Quo in Past 2 Years | Current Member Count ** | YTD Members Added | YTD Members Dropped | YTD Net Growth*** | Member Count 1 Year Ago | Dropped Members Avg.Length of Service | Months Since Membership Update | Current Officers Reported **** | Current President Repeated Term | VP Reported ***** | Last Date Reported Service (mm/yyyy) | Account Balance | YTD Donations |
| 132 | PLAINFIELD | 11/22/1948 | Active | 98 | 6 | 2 | 4.26% | 87 | 2 | 0 | Y | | N | 04/2023 | 90+ Days | \$1,000.00 |
| 613 | PRINCETON | 10/14/1925 | Active | 19 | 2 | 0 | 11.76% | 18 | | 1 | Y | | IP | 04/2025 | | |
| Exc Award (06/30/2016) | | | | | | | | | | | | | | | | |
| 108163 | ROCKDALE | 04/20/2010 | Status Quo(1) | 3 | 0 | 0 | 0.00% | 3 | | 4 | N | None | | 05/2019 | | |
| 617 | SERENA | 02/06/1964 | Active | 31 | 0 | 0 | 0.00% | 31 | | 3 | Y | | R | 10/2025 | | |
| Exc Award (06/30/2016) | | | | | | | | | | | | | | | | |
| 618 | SHEFFIELD | 09/24/1951 | Active | 21 | 2 | 1 | 5.00% | 18 | 15 | 0 | Y | 6 | R | 10/2025 | | |
| 135 | SHOREWOOD | 10/23/1963 | Active(1) | 13 | 0 | 0 | 0.00% | 16 | | 7 | Y | 8 | R | 10/2025 | | |
| 621 | SPRING VALLEY | 07/13/1938 | Active | 8 | 0 | 0 | 0.00% | 8 | | 5 | Y | 5 | R | 02/2024 | | |
| 623 | STREATOR | 02/05/1953 | Active | 26 | 0 | 0 | 0.00% | 21 | | 5 | N | | | 10/2025 | | |
| 62004 | STREATOR HARDCRABBLE | 05/27/1999 | Active | 17 | 1 | 0 | 6.25% | 16 | | 2 | Y | | IP | 11/2025 | \$145.00 | |
| Exc Award (06/30/2020, 06/30/2021) | | | | | | | | | | | | | | | | |
| 29988 | TOWANDA | 12/10/1974 | Active | 21 | 0 | 0 | 0.00% | 20 | | 4 | Y | | N | 10/2017 | | |
| 625 | WASHBURN | 06/03/1931 | Active | 14 | 0 | 0 | 0.00% | 14 | | 23 | Y | 8 | | 04/2019 | | |
| 137 | WATSEKA | 03/07/1938 | Active | 22 | 0 | 0 | 0.00% | 22 | | 25 | N | None | | 07/2022 | | |
| 138 | WELLINGTON | 06/20/1967 | Active | 4 | 0 | 0 | 0.00% | 4 | | 0 | N | 8 | | | | |
| 139 | WILMINGTON | 07/28/1953 | Active | 12 | 0 | 0 | 0.00% | 8 | | 5 | Y | 2 | N | 12/2024 | | |
| 626 | YORKVILLE | 01/16/1939 | Active | 18 | 0 | 0 | 0.00% | 18 | | 11 | Y | 3 | | 05/2025 | | |

Clubs Cancelled Previous Fiscal Year – Clubs Cancelled within last 12 months may be reinstated

| Club Number | Club Name | Charter Date | Current Status* | Cancellation Date |
|-------------|-----------|--------------|-----------------|-------------------|
| 128 | MOMENCE | 04/30/1945 | Cancelled(6*) | 06/29/2025 |

| Current Total Clubs Count | YTD New Clubs Count | YTD Cancelled Clubs Count | YTD Net Club Gain | Current Total Members Count | YTD Add | YTD Drop | YTD Net Growth | YTD Net Growth % | Member Count 12 Months Ago | Average Member Count Per Club | % of Clubs with less than 20 members | % No Officer Report in 12 Months | % of Clubs with balance 90+ days | Number of Clubs in Status Quo | % Status Quo Clubs in Financial Suspension | Number of Cancelled Clubs | Average Cancelled Club Age | Members Lost Due to Cancellation | % of Clubs Cancelled for Non-Financial Reasons |
|---------------------------|---------------------|---------------------------|-------------------|-----------------------------|---------|----------|----------------|------------------|----------------------------|-------------------------------|--------------------------------------|----------------------------------|----------------------------------|-------------------------------|--|---------------------------|----------------------------|----------------------------------|--|
| 58 | 0 | 0 | 0 | 1,777 | 62 | 34 | 28 | 1.60% | 1,723 | 31 | 40% | 5% | 7% | 1 | 100% | 0 | 0 | 0 | 0% |



Club Health Assessment for District 1 BK through November 2025

| | | | Status | | Membership | | | | Reports | | | | Finance | LCIF | | |
|-------------|-----------|--------------|-------------------------------------|-------------------------|-------------------|---------------------|---------------------|-------------------------|---------------------------------------|--------------------------------|--------------------------------|---------------------------------|-------------------|--------------------------------------|-----------------|---------------|
| Club Number | Club Name | Charter Date | Times in Status Quo in Past 2 Years | Current Member Count ** | YTD Members Added | YTD Members Dropped | YTD Net Growth% *** | Member Count 1 Year Ago | Dropped Members Avg.Length of Service | Months Since Membership Update | Current Officers Reported **** | Current President Repeated Term | VP Reported ***** | Last Date Reported Service (mm/yyyy) | Account Balance | YTD Donations |

* - P - Priority Club. Cancellation Reasons: 1-Objectives/conduct, 2-Non-active club, 5-Non-existing club, 6-Disbanding, 7-Merger, 8-Financial Suspension, 9-District/Multiple District Dues.
** Red denotes below 15 active members.
*** Red denotes 20% + loss.
**** Y - all 3 (President, Secretary, Treasurer) club officers reported, N - not all 3 reported.
***** Abbreviation: N-New, IP-Immediate Past, R-Repeat.